

Government Policy Statement on land transport 2024-34

June 2024



Te Kāwanatanga o Aotearoa
New Zealand Government

Contents

Contents	2
Minister's Foreword	3
Section 1: Introduction to GPS 2024.....	5
Section 2: System Reform	7
Section 3: Strategic Priorities	9
Strategic Priority: Economic Growth and Productivity	9
Strategic Priority: Increased Maintenance and Resilience	17
Strategic Priority: Safety.....	19
Strategic Priority: Value for Money	23
Outcomes the Government expects will be achieved by this GPS.....	24
Section 4: Investment in Land Transport	25
Revenue	25
National Land Transport Fund	25
Expenditure	26
Linking planned expenditure with revenue.....	27
Section 5: Statement of Ministerial Expectations.....	37
Section 6: Appendices	42
Appendix A: Debt Repayment Schedule.....	42
Appendix B: Crown Investment Programme.....	43
Appendix C: Glossary/Definitions	46

Minister's Foreword

New Zealand's economic prosperity is underpinned by a transport network that enables people and freight to move around efficiently, quickly, and safely. This Government Policy Statement on land transport 2024 (GPS 2024), sets out the Government's ambitious land transport investment agenda, designed to boost economic growth and productivity, resilience, reliability, and safety.

The GPS 2024 outlines the Government's land transport investment priorities, and guides expenditure of over \$7 billion from the National Land Transport Fund (NLTF), and around \$1.5 billion from local government, each year.

This GPS sets the balance between investing in new projects and ensuring we maintain and repair our existing infrastructure. It focusses on achieving four key strategic priorities:

- Economic Growth and Productivity
- Increased Maintenance and Resilience
- Safety
- Value for Money.

As part of GPS 2024, we are embarking on a significant programme of new and improved land transport infrastructure. Core to this is the re-introduction of the successful Roads of National Significance programme, which was started under the previous National Government in 2009. A programme of Roads of Regional Significance is also included in GPS 2024 to direct investment towards vital transport links across the regions.

These investments will ensure that key connections are provided so that Kiwis can get to where they need to go, quickly and safely. These investments will also reduce congestion on our roads, provide low-emission transport options in our main cities, and create a more productive and resilient transport network, driving economic growth, and unlocking land for thousands of new houses.



This GPS reintroduces a focus on increasing economic growth and productivity as a priority for land transport expenditure. Including economic growth and productivity as the overarching strategic priority in this GPS will help to ensure we meet our full potential as a nation. Moving people and freight as efficiently, quickly, and safely as possible is critical to achieving these priorities. GPS 2024 brings about a significant change in focus, realigning transport expenditure to better support economic growth, and to ensure all New Zealanders are provided with a well maintained and reliable transport network.

We also recognise the importance of local and rural roads in connecting our communities and businesses to key routes, and the importance of ensuring the whole network is maintained to a reliable standard.

Maintaining the road network is a priority in GPS 2024. To fix the increasing number of potholes on our roads that has occurred in recent years, and to prevent further deterioration in roading quality, GPS 2024 increases road maintenance funding by \$640 million, compared to the draft GPS released by the previous Government in

August 2023¹. This additional funding is reflected in the newly established State Highway Pothole Prevention and Local Road Pothole Prevention activity classes, to ensure that funding is focussed on fixing this growing problem.

The targeted investments in Auckland and Wellington public transport will reduce congestion and help to unlock the potential of our main cities. This GPS will invest in public transport with up to \$2.3 billion available for public transport services, and up to \$3.1 billion available for public transport infrastructure over the next three years. Funding of \$1 billion is tagged to accelerate Roads of National Significance and major public transport projects and \$200 million is tagged for the Rail Network Investment Programme (RNIP).

Road safety is a responsibility we all share, and improving road safety in an efficient manner is a priority for this Government. Road deaths and serious injuries (DSIs) place a substantial burden on families, society, the economy, and the health sector each year.

GPS 2024 acknowledges these impacts and directs investment toward road policing and enforcement, fixing potholes and increasing the level of road maintenance completed on the road network to make our roads safer, and cost-effective infrastructure investments that will help to improve the safety of road users through safe infrastructure. Road safety investment is also directed to educating road users through road safety promotion.

GPS 2024 also includes investment to reverse recent speed-limit reductions, enabling people to get to where they need to go quickly and safely. This includes making it easier for the NZTA to increase speed limits to 110 km/h on roads that are engineered to that safety standard.

Ensuring that investment in transport is resulting in better outcomes is a key focus of GPS 2024. A significant amount of taxpayers' money will be invested in transport over the

period of this GPS. This investment must deliver better outcomes for New Zealanders and for future generations of New Zealanders.

We also recognise the increase in pressures on the National Land Transport Fund (NLTF) and the need to increase revenue, with the GPS 2024 proposing to increase revenue by more than 30 percent over the coming three years. To help Kiwis through the cost-of-living crisis, we have also committed to not increasing Fuel Excise Duty (FED) or Road User Charges (RUC) rates during this term of government, instead supplementing the NLTF with significant Crown funding.

Delivering the Roads of National Significance and major public transport projects will require the use of alternative delivery models, and a broader range of funding options and financing models. The Government expects Public Private Partnerships (PPPs), and other opportunities to use private expertise and finance, will be considered for all major projects.

The Government is also signalling a number of system reforms we will implement in parallel with the delivery of this GPS. These reforms will provide more sustainable revenue, help contain costs and make it easier for delivery agencies to do their jobs. Key among the changes is a move to a 10-year National Land Transport Programme (NLTP), which will provide more certainty to local authorities and their commercial partners, and to the travelling public.

I expect that GPS 2024 will help build and maintain a transport system that is productive, resilient, and provides for economic growth.



Hon Simeon Brown
Minister of Transport

¹ This difference has been calculated at the midpoint of the funding ranges.

Section 1: Introduction to GPS 2024

The Government Policy Statement on land transport (GPS) sets out the Government's land transport strategy. This includes, among other things:

- what the Government expects to be achieved from its investment in land transport through the NLTF
- what the Government expects to be achieved from its direct investment in land transport
- how much funding will be provided and how the funding will be raised
- how it will achieve its outcomes and priorities through investment in certain areas, known as “activity classes” (e.g., the maintenance of state highways or road policing)
- a statement of the Minister's expectations of how the New Zealand Transport Agency (NZTA) gives effect to this GPS.

In this way the GPS influences decisions on how funding from the NLTF is invested (see Figure 1). It also provides direction to local government, KiwiRail and the NZTA on the type of activities that should be included in Regional Land Transport Plans (RLTPs), the RNIP and the NLTP respectively.

Local government, the NZTA, the New Zealand Police, KiwiRail, and other approved organisations under the Land Transport Management Act 2003 (the Act) can receive funding from the NLTF for the land transport activities they deliver, such as the construction and maintenance of state highways, local and rural roads, road policing, and public transport.

In turn, RLTPs must be consistent with the GPS. This means the direction and aims of the GPS have a direct influence on the funding that goes to regions and activities. The NZTA determines the specific activities funded from

the NLTF based on the direction provided by the GPS.

A GPS is issued by the Minister of Transport (the Minister) under terms specified in the Act. This GPS (the Government Policy Statement on land transport 2024 (GPS 2024)), covers the financial period 2024/25 to 2033/34, and will take effect from 1 July 2024.

The Government recognises that one of the action items in the current Emissions Reduction Plan (ERP1), prepared under the previous Government, refers to *ensuring the next Government Policy Statement on Land Transport guides investment that is consistent with the emissions reduction plan*. Following the general election and a change of government in late 2023, the intended emissions reduction policies foreshadowed by the previous Government are being reassessed. For this reason, GPS 2024 has not undertaken the alignment exercise as anticipated in ERP1.

The Emissions Trading Scheme (ETS) is the Government's key tool to reduce emissions.

The Government acknowledges the emissions impact from the transport sector and that, in response to the ETS, steps need to be taken to reduce transport emissions in line with achieving emissions reduction budgets and the target of net zero emissions by 2050.

Public consultation is currently planned for mid-2024 on the second Emissions Reduction Plan (ERP2), with the Government proposing to complement the overarching ETS with several key transport policies – including supercharging electric vehicle (EV) charging infrastructure; continuing to apply the Clean Car Importer Standard; and its major public transport projects. The specific mix of policies and initiatives aimed at achieving the second emissions reduction budget, and net zero target by 2050, will be confirmed in ERP2 by the end of 2024.

Alongside GPS 2024, the Government is committed to doubling renewable energy through its Electrify NZ policy by removing red tape and regulatory constraints. The Government is also committed to delivering 10,000 public electric vehicle (EV) chargers by 2030, subject to cost benefit analysis. Doubling renewable energy and delivering a comprehensive, nationwide network of public EV chargers will reduce New Zealand's emissions by enabling the electrification of New Zealand's vehicle fleet.

GPS 2024 covers NLTF spending of over \$22 billion across the next three years. Revenue to cover this expenditure comes from user charges such as Fuel Excise Duty (FED), Road User Charges (RUC), vehicle

registration and tolls, and income from the sale and lease of state highway property. In addition, the NLTF is topped-up by direct funding from the Crown in the form of grants and loans.

Over the next decade, a significant portion of the NLTF is committed to maintaining and operating the system. This includes maintaining state highways, local and rural roads, continuing to deliver better public transport and maintaining public transport infrastructure, maintaining the rail network, promoting road safety, and road policing. The NLTF also needs to meet its debt repayment obligations – including payments for existing roads built through PPPs.

Figure 1. The role of the GPS in the land transport planning and funding system

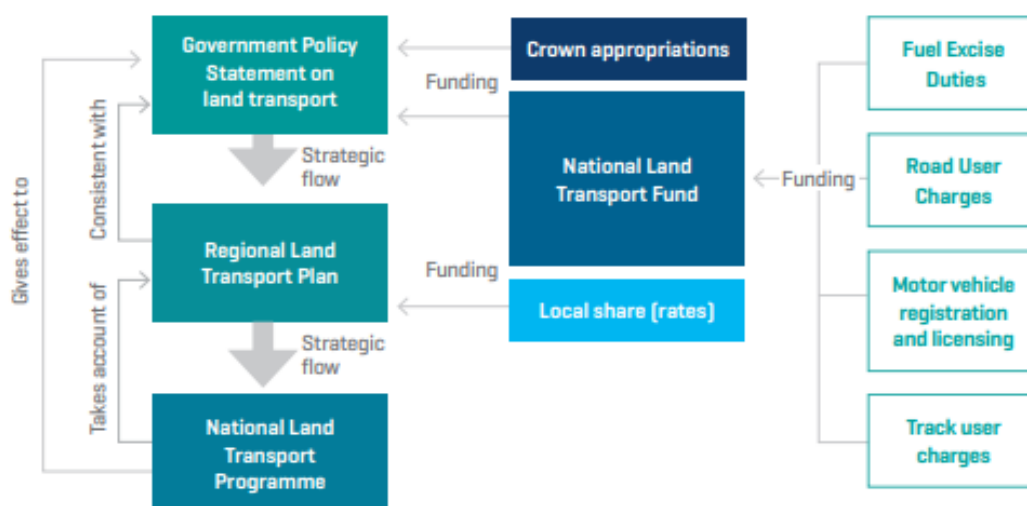


Figure 1. The GPS provides the strategic direction and sets the government funding contribution for Regional Land Transport Plans and the National Land Transport Programme.

The remainder of this document consists of:

- Section 2:** System Reform
- Section 3:** Strategic Priorities
- Section 4:** Investment in Land Transport
- Section 5:** Statement of Ministerial Expectations
- Appendix A:** Debt Repayment Schedule
- Appendix B:** Crown Investment Programme
- Appendix C:** Glossary/Definitions

Section 2: System Reform

Transport is a critical economic enabler, ensuring that people and goods can move efficiently and safely, and connecting people with both economic and social opportunities.

The Government’s overarching priority for transport investment will be to support economic growth and productivity in the New Zealand economy.

The Government’s goal for transport is an effective, efficient, safe, secure, accessible, and resilient transport system that supports the growth of our country’s economy in order to deliver greater prosperity, security and opportunities for all New Zealanders.

This GPS will reshape the direction of transport investment in New Zealand, with a significant focus on building and maintaining our state highway network to help achieve these objectives.

New Zealand is facing an infrastructure deficit which has grown over time, due, in part, to the following factors:

1. The transport sector is facing significant cost increases resulting in the affordability of maintenance and new infrastructure projects becoming more challenging through the traditional funding models.

2. The usefulness of fuel usage as a proxy for road usage is rapidly diminishing, due to growing fuel efficiency of vehicles and the shift to EVs (Figure 2).
3. The current system is based on a pay-as-you-go model, where revenue is spent as it is raised, with limited access to long-term funding and financing tools. Long-term funding and financing tools are used overseas to build transport infrastructure.
4. Consenting and property acquisition for major infrastructure projects has become more challenging, adding significant costs and delays to projects.

For example, the Mount Messenger project in Taranaki has been the subject of repeated litigation relating to consenting and property acquisition. The result has been cost increases, uncertainty for affected residents and a postponing of the benefits that will arise once the much-needed project is complete.

Figure 2. Vehicle Kilometres Travelled (VKT) vs. fuel consumption

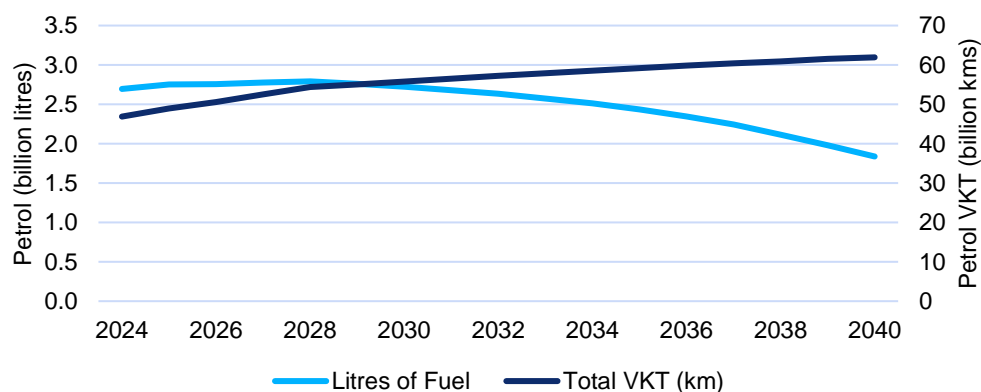


Figure 2. Total petrol consumption is forecast to decrease, despite a continuing increase in road travel distances, due to an increase in the fuel efficiency of vehicles and the shift to electric vehicles.

Source: Ministry of Transport NLTF revenue model.

The Government will be undertaking major reforms to address these challenges with the Ministers of Transport, Infrastructure, and Regional Development working closely together to establish a new framework for investment in New Zealand's infrastructure, delivering on the Government's objectives.

These reforms include:

1. Once established, the National Infrastructure Agency (NIA) will work closely with the NZTA and KiwiRail to develop a 30-year plan for transport infrastructure in New Zealand and connect local and offshore investors with transport projects. These projects will include the Roads of National Significance, major public transport projects, and other transport infrastructure which are identified as part of the Government's long-term infrastructure plan. This GPS requires the NZTA to consider alternative funding and financing arrangements for all new infrastructure projects to ensure that New Zealand delivers more infrastructure sooner.
2. Fast tracking of consents for major infrastructure projects. Legislation is already underway to provide fast-track consenting approvals. The changes are expected to support the major transport projects within this GPS, including the Roads of National Significance and rapid transit projects. This is a significant step change which means confidence is provided to the construction sector to invest in the capability and equipment needed to deliver these projects.
3. Making it easier to sell land that is no longer required for transport purposes.
4. Rapidly advancing reforms to the NLTF's revenue system. The first step of this is already underway, with light electric vehicles required to pay RUCs from

April 2024. The next steps include requiring all road vehicles to move from FED to RUC, which is a fairer way of charging for road use based on weight and distance. As part of these reforms, we will reform tolling legislation and allow for time-of-use charging on the most congested parts of New Zealand's road network, helping to reduce congestion and maximise use of existing assets.

Technology will be a critical enabler of these reforms. We expect to advance these reforms over the course of this GPS. Legislative changes will be required to achieve these reforms. The Minister of Transport expects to announce next steps on the future of the revenue system by the end of 2024.

5. Amending the Land Transport Management Act to require future Government Policy Statements on land transport to adopt a 10-year investment plan, bringing it into alignment with local government Long Term Plans (LTPs), and providing the NZTA Board with greater confidence and certainty to invest in long-term projects and deliver on a long-term transport infrastructure pipeline.
6. Restoring the credibility of the ETS. The ETS is the Government's key tool to reduce emissions. The Government is committed to reestablishing a strong and stable ETS after the failed auctions in 2023, which were caused by policy uncertainty and changes to the ETS auction settings. Other matters relating to climate change/emissions reduction issues are being worked through and will be addressed during development of the ERP2. The specific mix of policies and initiatives aimed at achieving the second emissions reduction budget, and net zero target by 2050, will be confirmed in ERP2 by the end of 2024.

Section 3: Strategic Priorities

The Government has four strategic priorities which this GPS will deliver against:

- Economic Growth and Productivity
- Increased Maintenance and Resilience
- Safety
- Value for Money.

The Economic Growth and Productivity strategic priority is the overarching strategic priority for the direction of this GPS. Increased maintenance and resilience, safety and value for money are all equally weighted and important priorities that collectively support the delivery of a transport system that drives economic growth and productivity.

Strategic Priority: Economic Growth and Productivity

The Government's overarching priority for investment through this GPS is to support economic growth and productivity. Efficient investment in our land transport system connects people and freight quickly and safely, supporting economic growth and creating social and economic opportunities including access to land for housing growth.

Core to this priority will be the re-introduction of the Roads of National Significance programme, which was started under the previous National Government in 2009, as well as investment in Roads of Regional Significance. The Government will also invest in major public transport projects alongside local government to deliver more travel choices and reduced congestion in our major cities.

The NZTA Board is responsible for approving and declining funding for particular projects or combinations of projects. The Roads of National Significance and Roads of Regional Significance listed in GPS 2024 are priorities for the Government and may be considered for funding by the NZTA Board. These priority projects are not an exhaustive list of projects that may be considered for funding by the NZTA Board.

Strategic investments in land transport, including the Roads of National Significance, combined with better use of existing infrastructure, will boost New Zealand's long-term growth prospects, and improve housing affordability – making a material difference to our nation's standard of living.

New Zealand has among the least affordable houses in the world, the result of a persistent undersupply of houses. New Roads of National Significance, Roads of Regional Significance, and major public transport projects will unlock access to greenfield land for housing development and support greater intensification to ultimately improve housing supply, choice and affordability.

These investments will also bring benefits for national economic growth and productivity, particularly given that state highways carry most of New Zealand's inter-regional freight and link major ports, airports and urban areas. The expectation is that land transport funding will be directed into projects and activities that will support improved productivity and economic growth. The transport sector supports economic growth and productivity by providing quality transport connections, which enable goods and people to reach their destinations efficiently.

Optimising the use of existing networks and services to deliver an appropriate level of service for users will be critical. In addition, improving the productivity of the transport system, to help manage flows and congestion, will be important to allow users to make decisions in real time.

It is expected that part of this optimisation will lead to greater use of digital infrastructure and information systems to improve productivity in the transport system, particularly in the management of New Zealand's supply chain.

Road pricing, such as tolling and time of use charging, will play a key role in the delivery of the Roads of National Significance programme, as part of a wider package of transport revenue and investment tools.

Tolling provides an opportunity for an additional source of revenue and will support infrastructure which provides reduced travel times compared to alternative routes. Time of use charging will improve travel times and network performance, reducing overall costs for freight businesses and their customers.

Investments in rail should be focused on the busiest and most productive parts of the existing rail network, to support efficient movement of freight. This will complement investment in our state highway network to deliver a productive and efficient supply chain. Investment in metro passenger rail networks will also support the efficient movement of people in Auckland and Wellington.



Roads of National Significance

The Government will reintroduce the successful Roads of National Significance programme to achieve its strategic priorities. The Roads of National Significance are some of New Zealand's most essential state highway corridors that require significant development and investment that, when complete, will reduce congestion, improve safety, support housing development to address New Zealand's ongoing housing crisis, boost economic growth, and provide a more resilient roading network. To maximise the benefit of the Roads of National Significance programme, projects will be well integrated with wider transport networks and land use plans.

The New Zealand Institute of Economic Research (NZIER) carried out a report that was focussed on two proposed Roads of National Significance, Warkworth to Wellsford and Cambridge to Piarere, finding significant economic benefits with these projects. The report found that, once operational, each of these projects would contribute up to \$500 million a year to New Zealand's GDP².

All Roads of National Significance will be four-laned, grade-separated highways, and all funding, financing and delivery options should be considered to deliver them in stages and as quickly as possible. The Government further expects that the NLTF can be used to fund the development of future Roads of National Significance.

The Government expects that the NZTA will prioritise these strategic corridors in the development of the NLTP given their importance, alignment and impact on the Government's wider programme and the Government's focus on returning the NZTA to its core statutory activities and particularly, for this GPS period, maintaining and developing the state highway network.

The Roads of National Significance include:

Whangarei to Auckland, with the following stages prioritised:

- alternative to Brynderwyns
- Whangārei to Port Marsden
- Warkworth to Wellsford.

Tauranga to Auckland, with the following stages prioritised:

- Cambridge to Piarere
- Tauriko West State Highway 29.

Auckland roads:

- Mill Road
- the East West Link.

Roads to unlock housing growth:

- Hamilton Southern Links
- Petone to Grenada Link Road and the Cross Valley Link
- North West Alternative State Highway (SH 16).

Other major routes:

- Takitimu Northern Link Stage 1*
- Takitimu Northern Link Stage 2
- Hawke's Bay Expressway
- Otaki to North of Levin*
- Second Mt Victoria Tunnel and Basin Reserve upgrade
- the Hope Bypass
- the Belfast to Pegasus Motorway and Woodend Bypass.

**These projects are Crown funded and should not be considered for additional funding.*

More detail on the Roads of National Significance can be found in Appendix B.

Further Roads of National Significance may be added over time.

² NZIER. *State highway network investments, Assessing the wider economic benefits – NZIER report to Northern Infrastructure Forum*. August 2023.

Roads of Regional Significance

The Government is committed to investment in a number of Roads of Regional Significance, which represent a region's most essential corridors that will reduce congestion, improve safety, support housing development, boost economic growth, and provide a more resilient roading network within a region.

The Roads of Regional Significance include:

- O Mahurangi – Penlink*
- Waihoehoe Road*
- State Highway 1 Papakura to Drury Improvements*
- State Highway 1 / 29 Intersection*
- State Highway 58 Improvements Stage 2*
- State Highway 2 Melling Transport Improvements*
- Canterbury Package – Rural Intersections*
- Canterbury Package – Rolleston Upgrade*
- Canterbury Package – Halswell*
- Second Ashburton Bridge
- Queenstown Package*

**These projects are Crown funded and should not be considered for additional funding.*

The Government is also completing pre-implementation of the Canterbury Package – Brougham Street and SH22 Drury projects. Further Crown funding for these projects is subject to funding availability once the Roads of Regional Significance project costs are confirmed. These two projects may be considered for inclusion in the NLTP if they deliver on the objectives of this GPS.

More detail on the Roads of Regional Significance can be found in Appendix B.

Further Roads of Regional Significance may be added over time.

Commitments to other projects

The Government has identified a number of other projects it wants to progress in this GPS period. These include:

- projects that improve resilience and support the cyclone and flood recovery for the East Coast and Central North Island
- investment in resilience for a number of critically important bridges in the South Island.

The Government will continue with identified projects that will be delivered outside of the NLTP through direct Crown and other funding approaches. Those priority projects previously funded through the Regional Fuel Tax, will be considered eligible for funding from the NLTF. The remaining Regional Fuel Tax revenue will be used to fund the Eastern Busway, local road improvements (e.g. Glenvar Road and Lake Road) and Electric Trains and Stabling.

A list and map of the major transport projects the Government will deliver is contained in Appendix B.

Additional Waitematā Harbour Connections

The Government is committed to delivering an additional crossing that, at a minimum, provides for additional road connections between Auckland's North Shore and the central business district (CBD). It will seek to reduce the upfront cost of this project to taxpayers by tasking the NZTA with identifying options for private funding, including through equity financing and value capture mechanisms.

Projects for further investigation

The Government expects the NZTA will continue to plan and develop the state highway network to reduce congestion, drive economic growth, and increase safety and resilience. The NZTA should work with the wider transport sector to make progress on projects that deliver on these objectives.

Public Transport

Effective public transport provides commuters with more choice and helps to reduce travel times, congestion, and emissions. Under GPS 2024, existing public transport services will continue to be funded where they are cost effective, achieve value for money, and achieve the expected outcomes of less congestion and increased patronage.

This GPS also includes investment in a number of major public transport projects that will deliver better public transport options for commuters, particularly in the main centres of Auckland and Wellington.

A key focus of this strategic priority will be the completion of the City Rail Link and Eastern Busway in the next three years. Alongside this work, planning will also be undertaken in the next three years for the delivery of the Northwest Rapid Transit Corridor and the Airport to Botany Busway.

The major public transport projects include:

- completion of the City Rail Link
- completion of the Eastern Busway
- Northwest Rapid Transit corridor
- Airport to Botany Busway
- Lower North Island Rail Integrated Mobility³

The Government expects the NZTA to consider:

- alternative funding sources to deliver major public transport investments, including 'Build, Own, Operate, Transfer' schemes and value capture
- new ways of thinking and different delivery models to increase delivery speed.

These major public transport projects will support urban development and housing growth, which allows for increased public

transport choice, building on the investment already made in the City Rail Link in Auckland and the additional trains to be introduced in Wellington later this decade, and the acceleration of Wellington's North-South, East-West, and Harbour Quays' bus corridors. The Government is funding KiwiRail to deliver network repairs and upgrades to ready the network for these major improvements. Completing Auckland's Rail Network Rebuild and upgrading Wellington's rail network substations are priorities for the Government.

³ The Lower North Island Rail Integrated Mobility project is forecast to be funded from a combination of Crown grants, NLTF and Local Share contributions.

There has been a 71 percent increase in Crown/NLTF funding for public transport over the past 5 years (Figure 3). However, between 2018/19 and 2022/23, patronage has decreased by 23 percent. This has partly been caused by COVID-19 restrictions, but numbers had not increased back to pre-COVID restriction levels.

There has also been a significant decrease in the private funding for public transport (fare revenue and third-party funding). Private funding was able to fund 40 percent of public transport in 2016/17, in 2022/23 it funded less than 10 percent of the total cost.

Increased public transport fare-box recovery and third-party revenue will be expected from local government.

Figure 3. Local, private and NLTF/Crown shares of public transport services and infrastructure funding

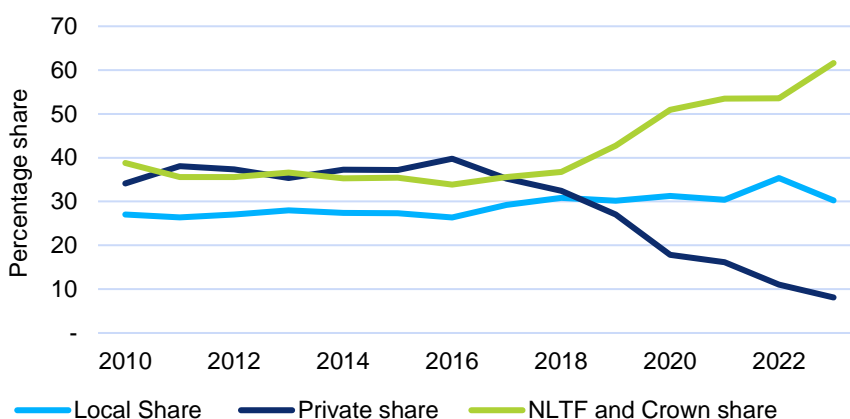


Figure 3. The private share of public transport costs has been falling since 2016/17. In 2022/23, the private share of public transport costs was less than 10 percent.

Source: NZTA



Rail

Rail plays a role in moving large volumes of goods between major cities and regions, particularly within the Auckland, Hamilton and Tauranga triangle which carries high freight volumes between these centres. This Government will continue to invest in the national rail freight network to support the overall objective of economic growth and productivity while also ensuring that this investment delivers value for money to taxpayers.

KiwiRail has received over \$6 billion in Crown funding over the past 10 years, the split between capital and operating expenditure is shown in Figure 4 below.

Most of this funding has been used to progress large capital projects, including new rolling stock, Crown funded projects, and the South Island Mainline reinstatement.

In recent years, KiwiRail has also received a significant amount of operating funding from the Crown for its RNIP.

The Crown funding for rail over 2024-27 is outlined in detail in Table 6.

Figure 4. Crown funding of rail capital expenditure (Capex) and operating expenditure (Opex) between 2014 and 2023

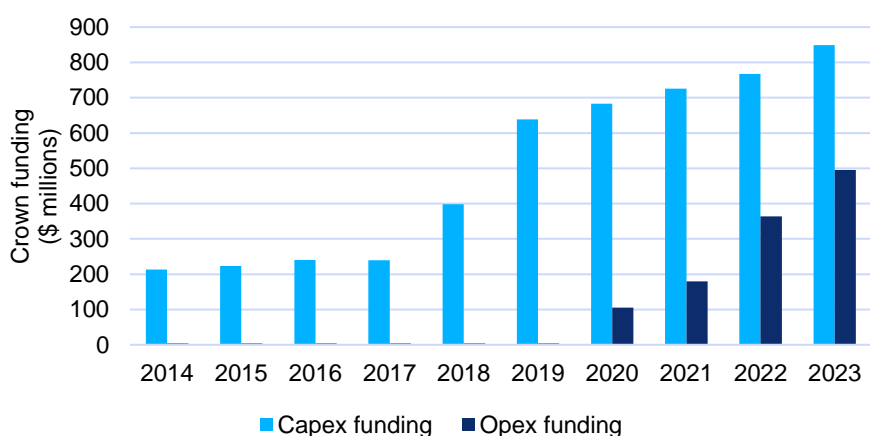


Figure 4: Recent years have seen large increases in the amount of Capex and Opex invested by the Crown into rail.

Source: The Treasury.



In recent years, despite a significant increase in investment in the national rail freight network, which included cross-subsidisation of the network by road users, the amount of freight being moved via rail has continued to decline (Figure 5).

Over the past six years there has been almost \$2.5 billion in Crown funding invested but rail freight (net tonne kilometres) is lower now than it was in 2012. This Government’s focus will be to invest in maintaining the network between the busiest and most productive parts of the

existing rail network – between Auckland, Hamilton, and Tauranga. While rail freight network investments will remain within the GPS, investment in the rail freight network will no longer be cross-subsidised from revenue generated from road users. It is unfair to ask people using the roads to fund rail infrastructure. Rail investments will continue to be supported and funded through the RNIP, as agreed by Cabinet. Track User Charges paid by rail users will be used to support these investments.

Figure 5. Total Crown investment in rail freight and freight tonnage

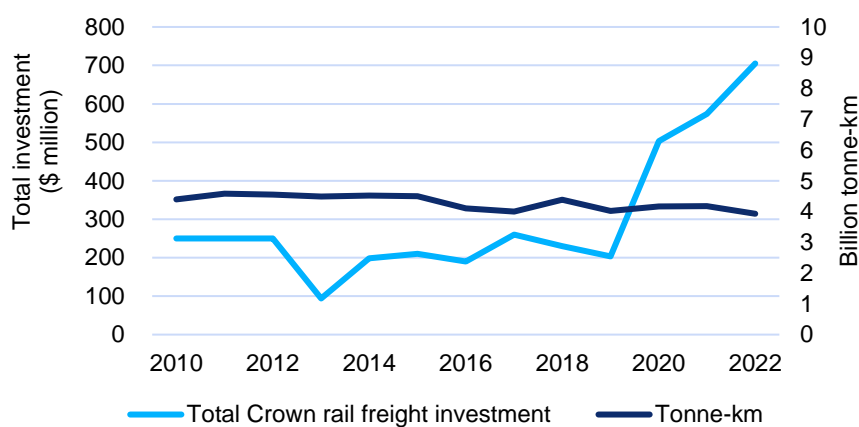


Figure 5: The amount of rail freight has been in steady decline despite significant Crown investment. Crown investment in rail compared with tonnage carried (2012/13-2022/23).

Source: Ministry of Transport/ KiwiRail.

Walking and cycling

Investment in walking and cycling should only take place where there is either clear benefit for increasing economic growth or clear benefit for improving safety and where there is an existing or reliably forecast demand for walking or cycling.

Investment in walking and cycling is expected to make a contribution to economic growth and productivity. To achieve this, project specifications should take a “no frills” approach and funding should be directed to reducing congestion and/or improving pedestrian safety.

Consideration should be given to concentrating investment in fewer more

targeted areas, rather than investing in broader areas with a lower overall level of return.

The Government expects that walking and cycling investment will undergo robust consultation with community members and business owners that could be affected by the investment, prior to any investment decisions being made.

Investment in walking and cycling is expected to primarily come from the Walking and Cycling activity class, including investment in maintaining the existing walking and cycling network.

Strategic Priority: Increased Maintenance and Resilience

New Zealand needs a transport system that is resilient to the impacts of weather events and other natural disasters. Increasing maintenance and resilience enables us to effectively manage and reduce current and future risk, and adapt to these challenges.

Increasing maintenance levels and improving resilience on our state highways, local and rural roads is critically important in achieving the Government’s overall objective of supporting economic growth and productivity.

Access to markets is essential and this means having a resilient network that is well maintained.

New Zealand has faced significant challenges in recent years with weather events and the Christchurch and Kaikōura Earthquake rebuilds, which have highlighted the need for a focus on resilience of the roading network. Increasing maintenance outcomes is critically important, as well as adopting a more proactive approach to maintenance, to achieve a more reliable network for individuals and businesses to be able to rely upon.

Potholes have become increasingly apparent on our roading network in the past five years.

While road maintenance funding has increased significantly, the amount of rehabilitation and resealing has not (Figures 6 & 7).

Figure 6. Maintenance funding trends – State Highways

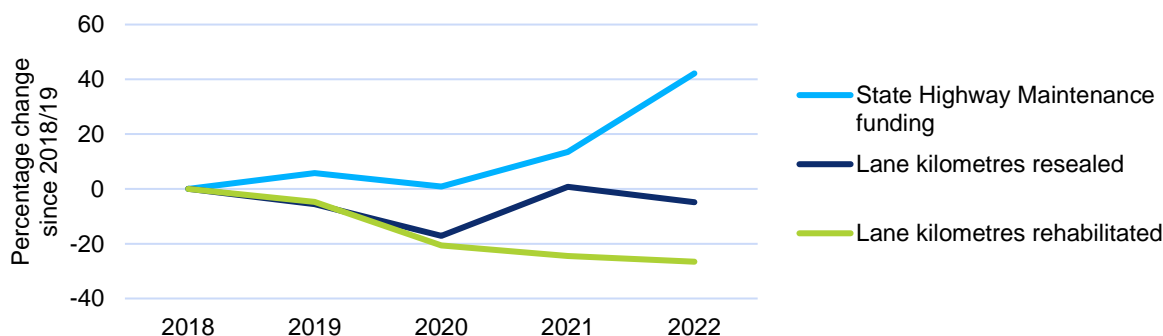


Figure 6. The amount of state highway rehabilitation and resealing has not increased, despite an increase in funding. State highway maintenance funding, excluding emergency works 2018/19 – 2022/23.

Source: Ministry of Transport/NZTA.

Figure 7. Maintenance funding trends – Local Roads

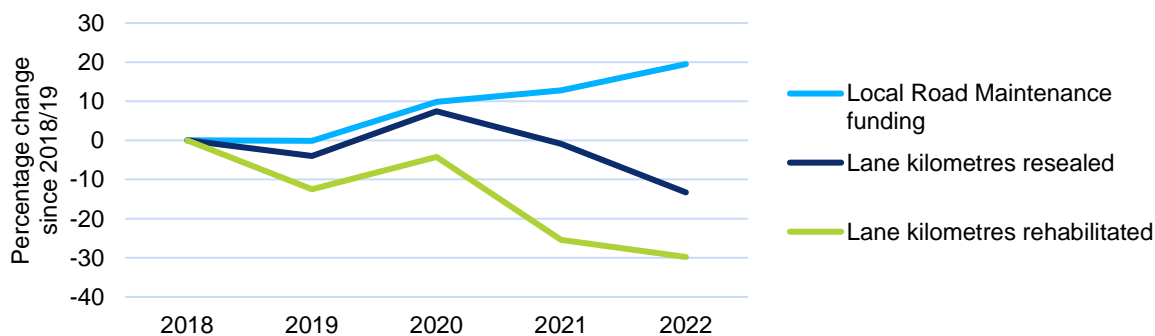


Figure 7. The amount of local road rehabilitation and resealing has not increased despite a significant increase in funding. Local Road maintenance funding excluding emergency works 2018/19-2022/23.

Source: Ministry of Transport/NZTA.

This GPS takes a new approach. GPS 2024 increases road maintenance funding by \$640 million, compared to the draft GPS released by the previous Government in August 2023⁴, and this Government will be requiring road maintenance to be undertaken with a proactive rather than reactive approach.

GPS 2024 establishes new activity classes to ensure that maintenance funds are prioritised and ringfenced to fix potholes, and to prevent potholes by ensuring that state highways, local and rural roads are maintained to a higher standard. The State Highway Pothole Prevention and Local Road Pothole Prevention activity classes will ensure that maintenance funds are prioritised and ringfenced, with clear outcomes that must be achieved by both central and local government. Funding from these activity classes will only be available for the following activities: road resealing, road rehabilitation and drainage maintenance.

GPS 2024 introduces a new expectation for the NZTA to consider tolling to support the construction and maintenance of all new roads, including the Roads of National Significance. Increased tolling on new roads will protect existing funding in the NLTF for maintaining existing roads.

Due to the deterioration of the road network, the Government will appoint independent members to the Road Efficiency Group (REG), started by the previous National Government, and refocus it on ensuring that all investment in maintaining and improving resilience on the state highway, local and rural road network is spent in the most efficient manner. It is not acceptable that while funding for road maintenance activities has increased, the real outcomes on our road network continue to worsen.

The REG will have a number of key focus areas:

- finding efficiency in road maintenance spend to deliver more for road users and taxpayers' investment.
- standardising maintenance protocols and processes to find efficiency where efficiencies can be found.
- supporting the NZTA in reducing expenditure on temporary traffic management, which is adding significant cost to road maintenance and reducing efficiency of the spend.
- supporting the NZTA in reviewing Network Outcome Contracts in line with the NZTA's focus on achieving long-term maintenance outcomes of 2 percent rehabilitation and 9 percent resurfacing per year, ensuring a proactive approach to road maintenance.

Contract review will also include increased requirements to fix potholes on our state highway network within 24 hours to increase safety on our roads.

The exact scope and role of the refocused REG will be developed and approved as part of the new Performance and Efficiency Plan. This will ensure activities and functions are aligned to drive better accountability, delivery and value for money from our transport investments.

[Recovering from the North Island Weather Events of 2023](#)

Budget 2024 has provided an additional \$940 million to fully fund the state highway recovery works in areas affected by the North Island Weather Events (NIWE), and top-up funding to continue local road response and recovery works. This is on top of the \$1.991 billion⁵ of Crown funding that has already been provided for state highway, local road, and rail network response and recovery activity.

⁴ This difference has been calculated at the midpoint of the funding ranges.

⁵ This is made up of, \$1,263 million of Crown funding provided to the NLTF and \$495 million of direct Crown funding for state highway and local road recovery and response, and \$233 million of Crown funding for the Rail response.

Strategic Priority: Safety

A safe transport system is critically important. The steady decline in deaths and serious injuries we observed between the 1980s and early 2010s has slowed over the past decade.

Road deaths and serious injuries place a substantial burden on families, society, the economy, and the health sector each year, with significant direct costs incurred by the Accident Compensation Corporation (ACC) and other parties.

The Government expects that the NZTA will make efforts to reduce barriers for third-party investment into road safety, including enabling third-party and market-based funding and delivery of safety initiatives and research. As part of this, the Government expects that the NZTA will make efforts to facilitate contributions from ACC to investments which improve road safety and to support ACC's injury prevention functions.

There are examples of investments made by ACC, including investment in the Transmission Gully motorway and in motorcycle safety. The Government expects to see this approach extended further in all areas where investment by ACC will result in safety improvements that meet ACC's statutory criteria for investment.

Poor road user choices affect everyone on the road. Alcohol and drugs are the leading contributors to fatal crashes in New Zealand (Figure 8), but only 26 percent of drivers think they are likely to be caught drug driving, and only 60 percent of people think they are likely to be caught drink driving. 27 percent of drink-drive offenders are repeat offenders. Similarly, wearing a seatbelt during a crash doubles the chances of surviving a serious crash, yet each year over 80 people die in crashes not wearing a seatbelt. Every year, around 67,000 people are disqualified from driving, and about 8,700 a year are prosecuted for driving while disqualified. Between 2008 and 2017, 113 people were killed in crashes involving disqualified drivers.

Investment towards road policing and enforcement is a priority in GPS 2024 as it is one of the most important tools for improving safety on New Zealand's roads. It is expected that investment will be directed towards road policing and enforcement, alongside investment in other safety interventions such as building safer infrastructure, investing in safer drivers, and requiring safer vehicles.

Figure 8. Deaths in crashes involving alcohol or drugs

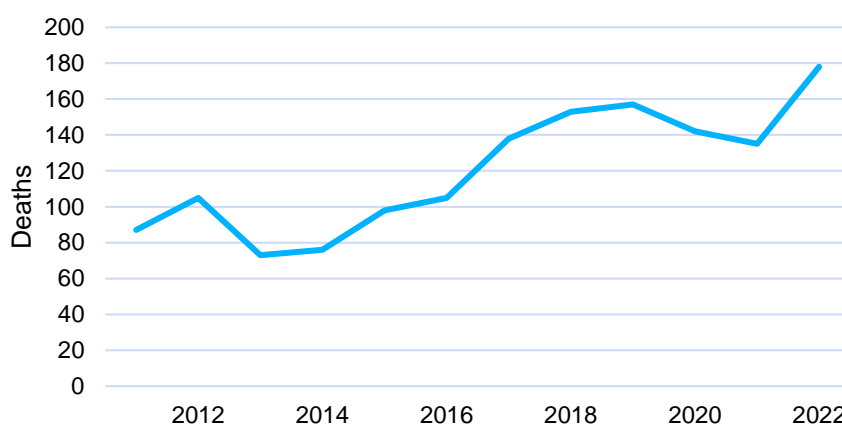


Figure 8. The number of crash deaths involving alcohol or drugs continues to increase. Deaths in crashes involving alcohol or drugs 2011-2022.

Source: Ministry of Transport

Police play a significant part in helping to make New Zealand roads safer through rigorous enforcement of the traffic laws including alcohol/drug and speed regulations, promoting good driving practices, and road safety education. The Government expects Police to provide sufficient enforcement levels of traffic laws to achieve specific, as well as general, deterrence aims. The Government also expects Police to identify high-risk drivers and proactively intervene to reduce opportunities for offending. Vehicle technology can also play a role, such as mandatory alcohol interlocks for the most severe offenders and improved automated enforcement.

Most of the financial penalties and demerit point levels for offences have not been reviewed since the Land Transport (Offences and Penalties) Regulations were set in 1999. As a result, a number of these penalties are too low to deter unsafe behaviour. The infringement fees, in particular, are significantly lower than the equivalent fees in overseas jurisdictions.

For example, almost all jurisdictions in Australia, the United Kingdom and Canada have higher penalties for not wearing a seatbelt compared to New Zealand. Bringing our penalties in line with Australia would require nearly tripling the infringement fee, while also adding demerit points.

Delivering safe roading infrastructure is also critically important for improving road safety. GPS 2024 supports investment in safe roading infrastructure by fixing potholes and increasing the level of road maintenance completed on the road network, while also investing in new and safe Roads of National Significance and Roads of Regional Significance.

Delivering improvements to level crossings, like installing safety barriers on rural roads and separating roads from rail in busy metropolitan networks, are a key safety priority for road and rail infrastructure to be funded by the NZTA, KiwiRail's RNIP, and local councils.



Building and upgrading road infrastructure to higher safety standards has a significant impact on improving road safety. Independent analysis has found the construction of eight new bypasses, between January 2009 and December 2016, resulted in up to a 37 percent reduction in deaths and serious injuries across those roads.

Safety interventions should be retrofitted on high crash areas of the network, where they provide value for money and would materially improve road safety. The Government expects that there will be greater focus on cost effective treatments that achieve efficiency, and the views of affected road users and local communities. For example, it is expected that there will be greater use of rumble strips across the state highway, local and rural road networks.

The Government will be introducing a new set of objectives and intended actions for road safety that will focus on safer roads, safer drivers and safer vehicles. These will maintain as their foundation the internationally recognised Safe System approach that encourages improvements in the roading system to recognise that people make mistakes, and that the system should be forgiving and reduce the likelihood of death and serious injury when crashes occur. The Safe System approach is best practice and has been the basis of New Zealand's road safety strategy since 2010.

However, the Government will rebalance the Safe System approach, particularly around resetting the approach to speed, to ensure that:

- road safety is delivered in an efficient and cost-effective manner
- public sentiment and acceptability are considered more directly.



The Government will make a number of reforms to improve road safety during the timeframe of this GPS. These reforms will be targeted towards the highest contributing factors in fatal road crashes. We will:

- enact legislation to rollout roadside oral fluid drug testing and set targets for Police to undertake 50,000 roadside oral fluid tests per year once the new regime is in place
- increase central government's focus on drink driving and set targets for Police to undertake at least 3.3 million roadside alcohol breath tests per year, towards a target of 3.5 million tests per year
- review penalties for traffic offences including consideration of indexing the value of infringements to inflation
- review the vehicle regulatory system to (among other objectives) enable better management of the safety performance of the vehicle fleet, reduce regulatory burdens, and ensure our domestic rules are fit for purpose
- invest in road policing and road safety promotion to ensure an appropriate level of enforcement while promoting safer driving.

While speed is a contributing factor to safety outcomes on our roads, the Government will not be continuing with a blanket approach to reducing speed limits. Instead, we will be focused on improving road safety by building safer infrastructure, investing in safer drivers, and requiring safer vehicles.

We will replace the Land Transport Rule: Setting of Speed Limits 2022 with a new rule that requires Road Controlling Authorities to reverse blanket speed limit reductions by 1 July 2025. Funding for reversing speed limit changes will be a priority for GPS 2024. As part of this NZTA will consider the efficient delivery of changes, such as possible centralised procurement for new signs.

The new speed rule will enable speed limit reductions to focus on areas with high safety concerns. Where subsequent safety investments are made, speed limits should be restored to prior speed limits. We will also continue to prioritise the safety of young New Zealanders outside schools. Variable speed limits will be required outside of school gates at pick up and drop off times.



Strategic Priority: Value for Money

There has been a significant increase in investment in transport in recent years, however, this is not translating to better outcomes.

GPS 2024 will invest \$22 billion into the transport network, which is a significant amount of road user and taxpayer money. This investment must deliver better outcomes for present and future generations of New Zealanders. The Government wants to realise greater value from the financial investment made into our land transport system, and this is why value for money is a strategic priority guiding all transport investments under this GPS.

As set out in the Ministry of Transport's Value for Money assessment model, to get the most from limited resources it is necessary to demonstrate both efficiency and effectiveness while delivering the intended outcomes. Value for money is not just about seeking the lowest initial cost for a project – it must take the whole of life costs and benefits of a project into consideration.

The NZTA, as the Government's delivery agent, will continue to take a leading role in securing improved effectiveness and efficiency within the priorities for investment established by the Government. This means a key focus on value for money in all parts of the transport sector.

The following are key elements of this Government's focus on improving value for money from transport investment:

- the NZTA will be expected to reduce its head office expenditure by 7.5 percent, with those savings reinvested into delivering against the GPS objectives

- increased public transport fare box recovery and third-party revenue will be expected from local government
- reduced expenditure on temporary traffic management, while maintaining the safety of workers and road users
- a focus on outcomes in road maintenance investment to deliver smoother and more reliable journeys for New Zealanders
- a review of road safety investment to be undertaken to ensure investment is focussed on efficient changes, which make improvements to the roading network at the lowest cost
- making better use of existing assets by allowing time of use charging or the use of dynamic lanes in main cities to manage demand
- a focus on whole-of-life costs to maximise long-run value
- making better use of new or existing digital infrastructure and information systems where they support the strategic priorities of this GPS by reducing the cost of physical infrastructure delivery and operations and resolve or replace existing solutions at better value for money
- investigating opportunities for NZTA to run collaborative and/or centralised procurement functions with local government, including centralising the procurement of speed signs.

All entities involved in providing for the land transport system need to work together to improve the system's performance.

Outcomes the Government expects will be achieved by this GPS

The 2024-27 NLTP and corresponding RLTPs are expected to prioritise projects and activities that progress the GPS 2024 priorities. In doing this, the focus should be on achieving the following impacts in the short to medium-term:

Economic Growth and Productivity

- reduced journey times and increased travel time reliability
- less congestion and increased patronage on public transport
- improved access to markets, employment and areas that contribute to economic growth
- more efficient supply chains for freight
- unlocked access to greenfield land for housing development and supporting greater intensification.

Increased Maintenance and Resilience


- more kilometres of the road network resealed and rehabilitated each year
- fewer potholes
- a more resilient road and rail network.

Improved safety

- reduction in deaths and serious injuries
- increased enforcement.

Value for Money

- better use of existing capacity
- less expenditure on temporary traffic management.



Section 4: Investment in Land Transport

This section describes how different funding and financing sources will contribute to land transport investments and it sets expenditure limits, including NLTF activity class funding ranges.

Revenue

Central and local government are partners in planning, building, maintaining, improving, and funding land transport infrastructure and activities. Some activities, like state highway activities, road policing and training and research, are fully funded by central government. However, if the activity aligns with the GPS priorities and is included in the NLTP,

it will receive co-funding from central government according to the relevant funding assistance rate. Sources of the local government funding share for land transport activities include rates, development contributions, borrowing and investments. The local funding share is not included in the GPS.

National Land Transport Fund

Funding for the NLTF for 2024/25-2026/27 will come primarily from:

- FED, RUC and motor vehicle registration and licensing fees
- direct Crown funding in the form of grants and loans.

There will also be some contributions from other sources such as tolling, track user charges and the rental or sale of land.

The annual licensing fee component of Motor Vehicle Registration (MVR) hasn't been increased since 1994. Inflation since that time has reduced the real value of this NLTF contribution by a half. The Government is now proposing to increase MVR by \$25 in January 2025, and a further \$25 in January 2026 to return MVR to the 1994 level, in real terms. This will increase the annual cost of MVR in 2026 by \$50 for most vehicles, \$28 for motorcycles, trailers and ATVs and \$16.50 for mopeds. The increase in MVR will add approximately \$590 million to the NLTF over the years 2024/25-2026/27.

Table 1. NLTF funding sources 2024/25-2026/27

NLTF Funding Source	Amount (\$ billion)
FED/RUC/MVR	13.8
Crown grant – capital expenditure	3.1
Crown loan	3.1
Crown funding for rail	0.8
Crown grant held in tagged contingency for the NLTP	1.0
Crown grant held in tagged contingency for the RNIP	0.2
Total revenue	22.0

The MVR increase and Crown grant reflect our commitment to replace the revenue from fuel tax increases with an equivalent commitment, which provides the revenue stream required for repayment of the loan facilities. On an annual basis the expected revenue from all sources is as shown in Table 2.

The Government plans to return to the previous practice of regular FED and RUC increases from January 2027. The funding profile in Table 2 assumes increases of 12 cents per litre in January 2027, a further 6 cents per litre in January 2028, followed by a 4 cent per litre annual increase starting in January 2029.

As is shown in Table 2, these increases are not in themselves sufficient to fully replace the fixed term funding top-ups that will be provided by the Government over the first three years.

The Government is very aware of the need to address this potential reduction in funding. We are initiating policy work to determine the tools required to meet our future revenue needs and provide a predictable and sustainable revenue outlook. This is likely to include road pricing alternatives, time of use charging and the transition of all vehicles to RUC.

Table 2. NLTF annual funding 2024/25-2029/30

	2024/25	2025/26	2026/27	2027/28	2028/29	2029/30
	\$m	\$m	\$m	\$m	\$m	\$m
NLTF revenue	6,850	7,350	7,800	6,600	6,950	7,250

Expenditure

Table 3 shows the expenditure target (the expected level of expenditure) along with the maximum and minimum range for NLTP expenditure for the first three years of this GPS.⁶

The total level of funding represents a balance between achieving the Government's expected impacts set out above, and the level of revenue that can be raised.

Table 3. Expenditure targets and ranges 2024/25-2029/30

	2024/25	2025/26	2026/27	2027/28	2028/29	2029/30
	\$m	\$m	\$m	\$m	\$m	\$m
Expenditure target	6,400	6,850	6,850	5,950	6,500	6,750
Maximum expenditure	6,700	7,150	7,150	6,250	6,800	7,050
Minimum expenditure	4,850	5,200	5,150	5,750	6,300	6,550

[NB. Current funding profiles show the inclusion of \$1 billion p.a. of potential grant or debt funding from 2027/28 onwards. Treasury, the Ministry of Transport and NZTA are working on options around this additional \$1 billion.]

⁶ The differences between NLTF revenue and the expenditure targets reflect debt repayments, which are not part of the expenditure target. Debt repayments are outlined in Appendix A.

Linking planned expenditure with revenue

A principle underlying land transport expenditure is that the NZTA will manage expenditure so that it links with the amount of revenue that is raised.

The authority to approve police funding, RNIP, and NLTF funding for an RNIP, sits with the Minister of Transport. For other investments, decision rights for funding from the NLTF rests solely with the NZTA Board.

The NZTA is expected to plan funding allocations for each activity class and approve funding for activities so that total planned expenditure in any year matches the expenditure target set out in Table 3 for that year. It is accepted that the NZTA may not achieve the expenditure target in any one year, if expenditure is within the range specified in Table 3.

The need to manage planned expenditure against revenue arises because expenditure and revenue are subject to uncertainty and fluctuation. Expenditure can vary due to factors such as unforeseen cost increases in key inputs and/or unexpected changes in project timing.

As revenue is dependent on the level of economic and transport activity it will fluctuate according to economic conditions. As a result, there may be unplanned imbalances between expenditure incurred under the NLTP, and the revenue received into the NLTF. The NZTA has a specific short-term loan facility to help it manage this situation.

Policy on borrowing for the purposes of managing the delivery of the NLTP

At times borrowing will be required to manage the delivery of the NLTP. Borrowing increases available funding in the short-term, which can be used to manage cash flow, cope with unexpected shocks, or deliver additional activities. However, in the future there will be a corresponding decrease in available funding as the borrowing is repaid.

At the time of publishing this GPS, formal arrangements are in place for the NZTA to use several borrowing facilities. Table 4 provides details of these arrangements. A forecast of the expected debt repayments over the next six years is presented in Appendix A. If additional borrowing facilities are required, the NZTA must seek approval from the Ministers of Finance and Transport. Two of the facilities relate to revolving credit. These provide access to committed funding to manage fluctuations in cash flow – either due to seasonal variations or shocks.

A change in how borrowing is reported is being implemented in GPS 2024. The activities funded through borrowing (and any new PPPs) will be reported at the time of the investment as expenditure in the appropriate activity class. Repayment of borrowing will be reported as expenditure from the NLTF, separate from activity class spend. Put simply, the interest and debt repayments will be reflected separately from the activity class ranges in GPS 2024.

The Ministry of Transport will work with the NZTA to develop reporting practices to ensure both the spend on activities funded from borrowing and the repayments of borrowing are clearly reported.

Allowable variation between expenditure and revenue

The NZTA is expected to match its expenditure to the target expenditure set out in Table 3. However, it is also legally required to limit its spending to the levels of available revenue in the NLTF. Because both the timing and levels of revenue and expenditure are subject to uncertainty, the Act provides that an 'allowable variation' be set in a GPS as a way of managing any imbalances that arise.

In practice this 'allowable variation' is determined by the loan facilities provided to the NZTA as these set the limit on the extent to which expenditure from the NLTF can exceed revenue inflows.

For the avoidance of doubt, in GPS 2024 the allowable variation is, at any time, the sum of all borrowing available to the NZTA as agreed by the Minister of Transport and Minister of Finance.

Table 4. NZTA borrowing facilities

Borrowing Facility	Purpose of borrowing	Size of facility	Amount drawn down	Repayment Period
Management of cash flow (revolving credit facility)	To manage seasonal cash flow variations in the NLTF	\$250m	\$0	Annually
Revenue and expenditure shocks (revolving credit facility)	To manage any unexpected fluctuation in revenue or expenditure	\$250m	\$250m	Within four years of draw down
Auckland Transport Package	To progress the Auckland Transport package	\$375m	\$354m	Before 30 June 2027
Tauranga Eastern Link	To bring forward construction of the Tauranga Eastern Link	\$107m	\$107m	To be repaid through future tolls revenue by June 2050
Housing Infrastructure Fund	To accelerate transport projects that support housing development	\$388.45m	\$105.5m	Before June 2031
COVID-19	To manage the shortfall in revenue resulting from COVID-19 restrictions	\$425m	\$325m	Before 30 June 2027
2021-24 NLTP facility	To address the gap between planned investments in the NLTP and level of investment required to deliver GPS 2021 priorities	\$2.0b	\$2.0b	10 years from drawdown
2024-27 NLTP facility	To address the gap between planned investments in the NLTP and level of investment required to deliver GPS 2024 priorities	\$3.1b	\$0	10 years from drawdown

Note: This list does not include lending facilities related to the NZTA's regulatory functions.

Funding ranges for activity classes

Funding in the NLTP is allocated to activity classes. The allocation of funding to these activity classes reflects the strategic direction the Government has set. For each activity class, a funding range determines how much can be spent.

GPS 2024 takes a new approach to activity classes and expects that new multi-modal projects will draw funding from multiple activity classes in line with different aspects of the projects. For example, if a project along a state highway corridor includes improvements to the existing road corridor, and a new shared path, then the improvements to the existing road corridor will be funded from the State Highway Improvements activity class and the shared path will be funded from the Walking and Cycling activity class. Funding for multi-modal improvements along a local road corridor should primarily be funded through the Walking and Cycling activity class.

Under GPS 2024, the Rail Network activity class is funded primarily from the Crown top ups to the NLTF. To provide greater clarity on this, the Rail Network activity class is outlined in its own section below.

The following activity classes will be used for the 2024-27 NLTP:

State Highway Improvements

This activity class is for the purpose of investment in new state highways, improving existing state highways, and end of life bridge and structures renewals.

Investment in this activity class prioritises the strategic priorities of supporting economic growth and productivity, and a safe and resilient transport system.

This activity class has a significant increase in funding, which will be used to deliver state highway infrastructure under the Roads of National Significance programme and priority resilience projects.

The Government expects that funding in this activity class will not be used to invest in new multi-modal improvements, i.e., cycleways and busways, or fund traffic calming measures, such as speed bumps, raised crossings and in-lane bus stops. Where multi-modal elements are required as a condition of an already in place consent, these elements can be funded from this activity class, but the NZTA is still expected to minimise costs needed to deliver these multi-modal elements.

Funding may be used to remove speed bumps and raised crossings that exist on high volume corridors. It is expected that the NZTA will prioritise reliable travel times in all investment decisions in this activity class.

State Highway Pothole Prevention

This activity class is for the purpose of investment in resealing, rehabilitating, and drainage maintenance on the state highway network.

The State Highway Pothole Prevention activity class is intended to address the significant rise in the number of potholes and deterioration of the state highway network.

Previous Government Policy Statements have funded resealing, rehabilitating, and drainage maintenance activities through the State Highway Maintenance activity class. The State Highway Pothole Prevention activity class differs from this approach as it is ring-fenced to fund resealing, rehabilitating, and drainage maintenance activities on state highways and will not fund other maintenance activities.

This activity class is paired with a focus on achieving long-term maintenance outcomes of 2 percent of the state highway network rehabilitated each year and 9 percent of the state highway network resurfaced each year, and increasing requirements for potholes to be fixed within 24 hours. Achievement of these long-term maintenance outcomes will be tracked and monitored by the NZTA as part of the Performance and Efficiency Plan.

The Government expects that funding in this activity class will not be used to make multi-modal improvements. Funding should only be used to reseal, rehabilitate, and maintain drainage on the state highway network.

State Highway Operations

This activity class is for the purpose of investment in the operation of the state highway network.

Operational activities include managing demand and operating services to optimise utilisation across the network. This activity class will fund all operational activities on the state highway network, and includes funding for emergency reinstatement after loss of service.

Local Road Improvements

This activity class is for the purpose of investment in new local roads and improving existing local roads, and end of life bridge and structures renewals.

Investment in this activity class prioritises the strategic priorities of supporting economic growth and productivity, and a safe and resilient transport system. Funding in this activity class will be focused on improving efficiency and reducing congestion and travel times.

The Government expects that funding in this activity class will not be used to invest in other new multi-modal improvements, i.e., cycleways and busways, or fund traffic calming measures, such as speed bumps, raised crossings and in-lane bus stops, which inconvenience motorists. However, funding in this activity class can be used to:

- deliver multi-modal elements required as a condition of an already in place consent (these elements can be funded from this activity class, but the NZTA is still expected to minimise costs needed to deliver these multi-modal elements)
- fund footpath improvements, noting there will be limited funding for footpath improvements in this activity class. Any investment in footpath improvements is expected to take a “no frills” approach and investment should only be made where the investment would improve efficiency of the road network and reduce travel times.

Funding may be used to remove speed bumps, raised crossings and in-lane bus stops that exist on high volume urban connectors and arterial routes.

It is expected that the NZTA will prioritise reliable travel times in all investment decisions in this activity class.



Local Road Pothole Prevention

This activity class is for the purpose of investment in resealing, rehabilitating, and drainage maintenance on the local road network.

The Local Road Pothole Prevention activity class is intended to address the significant rise in the number of potholes and deterioration in our local road network.

Previous Government Policy Statements have funded resealing, rehabilitating, and drainage maintenance activities through the Local Road Maintenance activity class. The Local Road Pothole Prevention activity class differs from this approach as it is ring-fenced to fund resealing, rehabilitating, and drainage maintenance activities on local roads and will not fund other maintenance activities.

Maintenance outcomes achieved through this activity class, including the percentage of the local road network resealed and rehabilitated each year, are expected to be measured and published on an annual basis.

The Government expects that funding in this activity class will not be used to make multi-modal improvements. Funding should be used to reseal, rehabilitate, and maintain drainage on the local road network.

Local Road Operations

This activity class is for the purpose of investment in the operation of the local road network.

Operational activities include managing demand and operating services to optimise utilisation across the network. This activity class will fund all operational activities on the local road network and includes funding for emergency reinstatement to loss of service.

Public Transport Services

This activity class is for the purpose of investment in the management and operation of contracted public transport services and total mobility transport services. This GPS

expects that existing public transport services will continue to be funded, if they are cost effective, achieve value for money, and achieve the expected outcomes of less congestion and increased patronage.

This GPS will expect greater farebox recovery and third-party revenue by Public Transport Authorities (PTAs) in order to help support the increased costs that are occurring through the public transport sector and to reduce pressure on ratepayers and taxpayers.

Public Transport Infrastructure

This activity class is for the purpose of investment in new infrastructure and the management, renewal and improvement of existing infrastructure, that supports public transport services. It is expected that funding in this activity class will be used to invest in projects that reflect the priorities of this GPS, including a rapid transit network in Auckland and upgrades to rail in the lower North Island. It is also expected funding will be used to deliver the National Ticketing Solution to improve the efficiency of public transport. Funding for upgrading, maintaining, or operating Public Transport Authorities' ticketing systems should only be approved if they are actively working towards delivering, transitioning, or operating the National Ticketing Solution in partnership with the NZTA.

The Government expects to realise the benefits of its investments in major public transport infrastructure, like the City Rail Link and Wellington's new trains. Completing major network renewals (Rail Network Rebuild, Rail Network Growth Impact Management, Backlog Renewals) and upgrades (Wellington's rail substations) is a key priority for the Government.

Safety

This activity class is for the purpose of investment in road policing and nationally consistent and coordinated road safety promotion and will be focused on improving

road safety through enforcement and encouraging behavioral change, not blanket speed limit reductions.

Police must achieve road policing targets set by the Government through funding in this activity class. There will be a strong focus on performance in the next Road Policing Investment Programme (formerly the Road Safety Partnership Programme). A small amount of the NLTF that is available to Police will be used to incentivise performance against enforcement targets relating to speed, alcohol breath testing, and oral fluid testing for drugs once the new regime is in place. Specific details of the Police activities, performance metrics and funding will be developed by the NZTA and approved by the Minister in accordance with the Act. These performance metrics will be evidence-based and address the leading contributors to serious and fatal crashes.

As part of the Safe System approach, the Government expects that investment in road safety will be achieved across activity classes in GPS 2024. This includes the delivery of new Roads of National Significance through the State Highway Improvements activity class, investment in other new or improved roading infrastructure, and investment in a well-maintained road network through pothole prevention activity classes.

Funding toward road safety will be focused on safer roads, safer drivers, and safer vehicles. This includes on initiatives necessary for reducing barriers for private sector investment into road safety, and on activities necessary to support the Government's approach to the setting of speed limits.

The Government expects that investment from this activity class will not be made in traffic calming measures such as raised pedestrian crossings, raised platforms, speed bumps, and in-lane bus stops on state highways and local roads.

Council road safety advertising (including billboards, radio, television, digital and other print media advertising) will no longer be

eligible for NLTF funding. Councils can continue to use NLTF funding for road safety education programmes, such as walking school buses.

Investment Management

This activity class is for the purpose of investment in the transport planning system, investment in strategic and operational research to support system planning and investment, and investment in the funding allocation system.

This activity class will provide investment for funding allocation management, including the development of and administration of the NLTP, associated funding and procurement procedures, policies and guidelines, funding agreements with approved organisations, assistance and advice to approved organisations, and Regional Land Transport Committees.

Walking and Cycling

This activity class is for the purposes of maintaining the existing walking and cycling network and investment in walking and cycling where there is either clear benefit for increasing economic growth or clear benefit for improving safety and where there is an existing or reliably forecast demand for walking or cycling.

Investment in walking and cycling is expected to make a contribution to economic growth and productivity. To achieve this, funding should be directed to reducing congestion and/or improving cyclist safety.

To recognise the importance of walking and how it interacts with other modes, 25 percent of funding on new improvements should be directed towards footpaths and other walking projects.

A provision has been made in the Walking and Cycling activity class to fund the maintenance of walking and cycling infrastructure (including footpaths, shared use paths and cycle paths).

Prior to GPS 2018, no funding from the NLTF was provided to local government to fund the maintenance of walking and cycling infrastructure (including footpaths, shared use paths and cycle paths). A provision has been made in the Walking and Cycling activity class to fund this infrastructure and it is expected that the NZTA Board will consider options to deliver value for money. This could include amending the funding assistance rate (FAR) for these maintenance activities.

Any investment in walking and cycling must primarily be funded through this activity class (unless it is an already consented requirement for a roading project in the State Highway Improvements or Local Road Improvements activity classes, as noted above).

The Government expects that any activities funded under this activity class will undergo robust consultation with community members and business owners that could be affected by the investment, prior to any investment decisions being made.

Funding ranges

The NZTA is required to allocate funding to activity classes within the funding ranges set out in Table 5 on the following page, and within the overall expenditure targets set out in Table 3.

The expenditure targets do not envisage funding being allocated at the top end of every activity class range. Specifying the funding allocations as a range provides the NZTA with some flexibility to respond to the actual funding applications received and to manage issues such as weather delays affecting its own state highway investment programme.

The funding ranges for the Rail Network activity class is outlined in Table 7.



Table 5. Activity class funding ranges

Activity class		GPS 2024 funding ranges (\$m)						Forecast funding ranges (\$m)			
		2024/25	2025/26	2026/27	2027/28	2028/29	2029/30	2030/31	2031/32	2032/33	2033/34
State Highway Maintenance											
State Highway Pothole Prevention	Upper	700	790	790	820	920	980	1,050	1,070	1,080	1,100
	Lower	420	460	490	540	630	690	750	760	780	790
State Highway Operations	Upper	760	850	960	1,050	1,130	1,150	1,170	1,200	1,220	1,240
	Lower	560	640	690	730	780	800	820	830	850	870
Local Road Maintenance											
Local Road Pothole Prevention	Upper	780	850	900	1,170	1,230	1,260	1,280	1,300	1,320	1,340
	Lower	570	610	640	840	890	900	920	930	950	970
Local Road Operations	Upper	450	480	590	420	450	460	470	480	490	500
	Lower	240	260	280	290	320	320	330	340	340	350
Other continuing programmes											
Public Transport Services	Upper	750	770	790	810	830	850	870	890	910	930
	Lower	400	420	440	460	480	500	520	540	560	580
Investment Management	Upper	85	90	90	90	95	95	100	100	105	110
	Lower	65	70	70	70	75	75	80	80	85	90
Safety	Upper	600	610	620	630	630	630	640	640	640	650
	Lower	500	510	520	530	530	530	540	540	540	550
Improvements											
Public Transport Infrastructure	Upper	680	1,030	1,480	830	880	930	950	970	990	1,010
	Lower	240	290	340	390	430	480	500	520	540	560
State Highway Improvements	Upper	1,950	2,350	2,950	2,300	2,350	2,400	2,400	2,400	2,400	2,400
	Lower	1,200	1,350	1,450	1,400	1,450	1,500	1,500	1,500	1,500	1,500
Local Road Improvements	Upper	400	400	410	410	420	420	420	430	430	430
	Lower	150	150	160	160	170	170	170	180	180	180
Walking and Cycling Improvements	Upper	230	110	110	110	110	110	110	110	110	110
	Lower	135	70	70	70	70	70	70	70	70	70

Rail Network

This activity class is for the purpose of investment in operation and maintenance, renewals and improvements to the national rail network. This includes both operational and capital expenditure as outlined in the RNIP.

The Government expects that activities funded through this activity class will be targeted to parts of the rail network where the most significant economic benefits and opportunities for boosting the productivity of freight movement exist, i.e., the triangle of Auckland, Hamilton, and Tauranga.

KiwiRail is currently working to produce the 2024-27 RNIP. The 2024-27 RNIP will be provided to the Minister of Transport by 30 June 2024 and will be consistent with the priorities and expectations outlined in the GPS 2024. In line with the GPS, KiwiRail should take a cautious and prudent approach to its investments and work scheduling, this includes prioritising investments and identifying potential savings within the RNIP.

The level of funding available for the Rail Network activity class will be capped at the level of revenue from Track User Charges (TUCs) and any additional Crown funding for rail investments. This is outlined in Table 6 below.

The work to develop the 2024-27 RNIP will inform any future funding requests over 2024-27. The GPS expects that the RNIP will be equal to or less than the available funding outlined in Table 6 and within the funding ranges set out in Table 7.

Wider rail investments

The Crown has made a large contribution to rail over the past six years and will continue to provide direct Crown funding for rail in addition to the RNIP. The Crown is committed to funding:

- the City Rail Link
- upgrades to the Auckland Metro Network, ready for day-one City Rail Link operations
- the new Drury Rail Stations
- the electrification of the rail network from Papakura to Pukekohe
- upgrades to the Wellington Metro Network, including a contribution for new trains on the Wairarapa and Manawatū Lines
- new freight rolling stock
- the Marsden Rail Spur investigation.

In total, the Crown has committed over \$3 billion of direct Crown funding over 2024/25-2027/28. Committed funding for rail programmes are outlined in detail in Table 6.

Coastal Shipping Resilience Fund

A new Coastal Shipping Resilience Fund of \$30 million over three years (2024/25 to 2026/27) has been established for activities that enhance the resilience of coastal shipping freight connections. This fund will be managed outside of the NLTP and will only be funded by reallocating Crown grant funding for rail.



Table 6. Rail Network funding sources over 2018/19 – 2027/28*

	2018/19	2019/20	2020/21	2021/22	2022/23	2023/24	2024/25	2025/26	2026/27	2027/28
	\$m	\$m	\$m	\$m	\$m	\$m	\$m	\$m	\$m	\$m
Funding available for the Rail Network activity class										
Crown funding for the RNIP	-	-	-	161	285	318	454	443	25	-
Crown funding for NIWE	-	-	-	-	27	93	114	-	-	-
TUC	-	-	-	7	15	20	20	20	20	20
FED/RUC/MVR	-	-	-	114	107	103	-	-	-	-
Total funding available for the Rail Network activity class	-	-	-	282	434	534	588	463	45	20
Direct Crown funding										
City Rail Link	77	291	425	467	503	337	373	191	76	76
Wiri to Quay Park (Third Main Line)	-	5	55	103	73	47	35	-	-	-
Papakura to Pukekohe Electrification	-	2	49	117	107	87	16	32	9	-
Drury Railway Stations	-	-	6	22	33	63	131	314	-	-
Wairarapa Rail Upgrades	-	-	-	1	5	27	39	56	-	-
Northern Package	-	46	103	49	39	22	63	44	-	1
Rolling Stock	-	90	64	187	130	199	240	391	217	79
Mechanical Facilities	-	10	28	25	60	51	28	5	-	-
EF Fleet Refurbishment	-	3	7	13	10	2	-	-	-	-
Hillside Workshop	-	-	-	10	11	53	12	8	11	-
Freight Hub	-	2	17	16	6	1	-	-	-	-
Rail Tourism Investments	-	4	4	3	6	6	1	-	-	-
Metropolitan Rail Maintenance and Renewals in Auckland and Wellington	-	-	-	-	-	-	108	-	-	-
Auckland Metro Rail Upgrades	-	3	60	61	88	108	158	76	14	-
Wellington Metro Rail Upgrades	45	63	102	101	95	106	137	37	25	-
Total Direct Crown funding	122	517	919	1,174	1,168	1,110	1,342	1,155	353	156
Total funding for rail	122	517	919	1,456	1,602	1,644	1,930	1,618	398	176

*Additional Crown funding for rail will be subject to the consideration of any future funding requests.

Table 7. Rail Network activity class funding ranges

	GPS 2024 funding ranges (\$m)						Forecast funding ranges (\$m)			
	2024/25	2025/26	2026/27	2027/28	2028/29	2029/30	2030/31	2031/32	2032/33	2033/34
Upper	630	560	560	570	570	570	580	580	580	580
Lower	360	360	20	20	20	20	20	20	20	20

Section 5: Statement of Ministerial Expectations

The Act provides for the Minister, as part of the GPS, to make a statement of their expectations of how the NZTA gives effect to the GPS on land transport.

Although these are expectations of the NZTA under the Act, most of the expectations also apply to other players in the sector including the Ministry of Transport, local government and other delivery agencies. Active cooperation of all players in the sector will be necessary to deliver the results that New Zealanders want and deserve.

The Minister expects a focus on delivery

The NZTA has a significant role to play in improving the performance and quality of our infrastructure. To deliver on this it will need to have a tight focus on its core statutory roles. All NLTP-related activities need to be judged against the benchmark of whether the activity promotes delivery of this GPS.

The Government is looking to the NZTA to deliver on its priorities at pace. The elimination of our infrastructure deficit will require new ways of thinking, maximising the use of new funding and financing tools, implementing new delivery models, and focusing on cost and value over the lifetime of any project.

The Government expects the NZTA to build a much more efficient business case process by the end of 2024. Business cases have become increasingly costly and time consuming for the sector without necessarily leading to better investment choices and more efficient and timely infrastructure delivery. I expect the NZTA to make business case decisions focussed on the core objectives of the project and in a timely fashion to ensure decisions on progressing projects can occur prior to projects increasing significantly in costs.

The NZTA needs to maintain a tight control on project scope and cost. Project specifications should take a “no frills” approach, focusing on delivery of the primary transport objectives that most cost-effectively deliver on the strategic priorities in this GPS.

The NZTA is expected to identify and report to the Minister every six months on any regulatory or other government-controlled barriers to timely delivery, including what changes are needed to reduce project costs and speed up delivery.

The Minister expects a focus on core business

The Ministry of Transport is to lead the oversight and development of policy for New Zealand’s transport system. The NZTA and other RCAs are to act primarily as delivery agencies.

The Minister expects the NZTA to focus on its core roles as defined in the Land Transport Management Act 2003. While the NZTA supports other agencies to deliver other parts of the transport network, it should ensure that its focus is on building and maintaining our state highway roading network and it is not doubling up on delivery where other agencies have specific obligations. Work on programs which are not aligned with the NZTA’s core purposes or with the GPS should be discontinued.

The Minister expects a focus on value for money

The NZTA is responsible for around \$7 billion of road user/taxpayer funds each year and manages one of New Zealand's largest economic assets – the state highway network. Businesses rely on that network to generate the wealth that sustains us all and individuals rely on it for access to jobs, families, and friends. The NZTA must exercise the highest level of stewardship of its assets and investment funding to enable the people of New Zealand to prosper.

Obtaining value for money will require:

- keeping costs under control and identifying savings that can be reinvested back into maintaining or improving the network
- selecting and funding activities and projects that will make the greatest contribution to the Government's long-term goals and strategic priorities outlined in this GPS
- choosing the most advantageous combination of whole of life cost and infrastructure quality to meet a "no frills" specification that delivers the primary transport objective of the project in the most cost-effective manner
- monitoring operational expenditure and reporting to the Minister regularly on this expenditure
- reporting expenditure on temporary traffic management on a quarterly basis and reducing this expenditure, while maintaining the safety of workers and road users. The NZTA was unable to provide a breakdown of its expenditure on temporary traffic management in preparation of this GPS. It is expected that the NZTA will calculate its expenditure on temporary traffic management for each of the three previous financial years to form a baseline for future savings

- reducing expenditure on general advertising and identifying the most cost-effective and beneficial method for necessary advertising, such as road safety promotion
- focusing on providing services that meet the needs and expectations of users
- standardising the delivery of building and maintaining roading infrastructure, while remaining open to new models of delivery that are likely to result in better and smarter services and/or lower costs
- identifying more efficient ways to manage road tolling. Currently 32 percent of total toll revenue is spent on administering tolls. This level of expenditure on toll administration is expected to reduce
- identifying opportunities for collaborative and/or centralised procurement with local government, including centralising the procurement of speed signs.

The Minister expects consideration of other revenue sources and other funding and delivery models

There are several funding and procurement mechanisms already available to support investment in land transport and the Government expects to implement more of these during the term of GPS 2024.

The NZTA is expected to maximise its own revenue and consider opportunities to supplement that revenue with contributions from beneficiaries/users whenever possible. "Maximising" its own revenue means ensuring that the amount spent on RUC investigations and enforcement is consistent with obtaining the most revenue, net of the investigation and enforcement costs.

However, just maximising revenue does not go far enough, and alternative funding tools are required for investment in land transport. The Government expects the Ministry of Transport and the NZTA to work together on the future of land transport revenue.

The Minister of Transport expects to announce next steps on the future of the revenue system by the end of 2024. This work programme should include how each of the following funding tools will be incorporated into the provision of investment in land transport:

- tolling
- time of use charging
- equity finance
- value capture.

The NZTA will be required to find efficiencies in the delivery of its services. This includes developing digital and electronic systems and processes and allowing third parties to bid to operate these services. One example of where this can be used is with New Zealand's road tolling arrangements, which currently require 32 percent of total toll revenue to be spent on administering the tolls. Finding efficiencies in the tolling system can reduce administration costs, enabling greater focus on maintaining the road network. New or existing digital infrastructure and information systems should be used where appropriate, in line with the Value for Money strategic priority.

The NZTA should consider tolling to construct and maintain all new roads, including the Roads of National Significance. The Government will support all recommendations by the NZTA to toll roads. Opportunities for toll roads should be explored where:

- they are likely to meet the requirements set out in the Act, and
- toll revenues, net of the costs of the tolling scheme itself, will make a positive contribution to the costs of the project.

Increased tolling on new roads will protect existing funding in the NLTF for maintaining existing roads.

PPPs, concessions, and other alternative delivery options are to be considered for all projects. The NZTA Board should ensure that it has undertaken a more specific set of tests including assuring itself that:

- all relevant options have been examined in relation to any particular project
- all relevant sources of funding and financing have been examined in relation to any particular project and those deemed suitable have been actively pursued and included in the projects funding mix
- all relevant delivery models have been examined in relation to any particular project, including delivery models where the NZTA may not be the delivery entity, but rather delivery may be done by an expert third party. For the avoidance of doubt, any delivery model selected must represent value for money and balance appropriate levels of risk and timely delivery.

The Government is considering how regional deals between central and local government can provide an opportunity to integrate long-term strategy and planning, across the transport system. The Government will also work with Auckland Council on an integrated transport plan setting out an aligned strategic approach to planning and funding transport in Auckland. I expect that the Ministry of Transport and the NZTA will engage with relevant entities to support this work and, once established, deliver on these deals.

As described above, the Government is also intending to amend the Act to require future GPSs to adopt a 10-year investment plan, bringing them into line with local government Long Term Plans (LTPs). The NZTA should consider how to adjust its own systems and processes so that it is ready to deliver a 10-year plan as part of GPS 2027.

The NZTA shall develop a strategic approach to the acquisition of land and other property interests, including reviewing existing land holdings, and route protection and land acquisition strategies, to determine alignment with the approach described above.

The Minister expects increased focus on performance and efficiency

Over the past five years investment has increased significantly in a number of activity classes but this has not resulted in improved outcomes.

- state highway maintenance funding has increased by 42 percent, but lane kilometres resealed have reduced by 5 percent and lane kilometres rehabilitated have reduced by 27 percent
- local road maintenance funding has increased by 19 percent, but lane kilometres resealed have decreased by 13 percent and lane kilometres rehabilitated have decreased by 30 percent
- investment in public transport has increased by 71 percent since 2018 but there has been a 23 percent decrease in patronage.

Road maintenance has become less efficient, and productivity across the sector is not increasing. The Ministry of Transport has advised that it is difficult to ascertain whether the amount spent on road maintenance is delivering value for money.

The NZTA will be expected to develop a Performance and Efficiency Plan that will drive performance and efficiency across all transport investments. The Performance and Efficiency Plan will identify how the NZTA and all road delivery agencies will:

- improve the management of benefits, costs, risk and uncertainty at the programme and activity class level
- increase the capability and capacity of the transport sector
- improve asset management practices across the sector
- provide analysis to inform price/quality trade-offs for maintenance and operations expenditure

- ensure business case and cost estimation reflect best practice
- manage overheads and back-office costs
- respond to the wider Ministerial Expectations in Section 5 of the GPS 2024
- meet the outcomes the government expects will be achieved in GPS 2024, including:
 - achieving long-term maintenance outcomes of 2 percent rehabilitation of the state highway network each year
 - achieving long-term maintenance outcomes of 9 percent resurfacing of the state highway network each year
 - increasing requirements for potholes to be fixed within 24 hours, and
 - reducing expenditure on temporary traffic management.

The Performance and Efficiency Plan will also need to integrate with the refocussed REG to ensure activities and functions are aligned to drive better accountability, delivery and value for money from our transport investments. The exact scope, functions and reporting lines of the refocussed REG will be developed and approved as part of the Performance and Efficiency Plan.

This plan should be developed in conjunction with the Ministry of Transport and submitted to the Minister by the end of June 2024. The Minister will hold the NZTA Board accountable for delivery and performance against the Performance and Efficiency Plan.

The Minister expects NZTA to ensure that RCAs and PTAs are following the Ministerial Expectations in GPS 2024

It is expected that the NZTA will ensure that these expectations are, to the extent applicable, incorporated into the requirements placed on other road controlling authorities as a condition of the inclusion of their projects in the NLTP. The same is expected for PTAs looking to have projects in the NLTP. In particular, the Government expects that all PTAs deliver the National Ticketing Solution (NTS) in partnership with the NZTA to make public transport more efficient. The NZTA should not co-fund maintenance, operations or improvements to PTAs' ticketing systems through the NLTF unless they are supporting the delivery of the NTS.

Reporting on the expectations

The NZTA is expected to demonstrate how it is giving effect to these expectations, and specifically how it is progressing with the Performance and Efficiency Plan.

Existing NZTA reporting mechanisms are likely to be used wherever possible in this reporting. Possible mechanisms include:

- Statement of Intent and Statement of Performance Expectations
- assessment of how the NLTP gives effect to GPS 2024
- Annual Report on the NLTF and NZTA Annual Report
- annual reporting on matters relating to the RNIP.



Section 6: Appendices

Appendix A: Debt Repayment Schedule

The expected NZTA debt repayment schedule is tabulated below. These repayments are a 'top-slice' from the NLTF and sit outside of the activity classes.

The debt repayment schedule aggregates the repayments associated with the formal debt arrangements that are currently in place for the NZTA and are outlined in Table 4 - NZTA borrowing facilities.

In addition to repayments on the NZTA's borrowing facilities, the expected debt repayments include repayments on the PPPs that have been used to deliver Transmission Gully and Puhoi to Warkworth projects included in the previous Roads of National Significance programme.

As already indicated in Section 4, GPS 2024 represents a change in how borrowing is reported. The activities funded through borrowing (and any new PPPs) will be reported at the time of the investment as expenditure in the appropriate activity class. In practice this means that the repayments indicated in the below table will be 'top-sliced' from NLTF revenue outlined in Table 2 – NLTF annual funding 2024/25-2029/30, before it is spent on activities included in the NLTP, reducing the NLTP expenditure targets in Table 3 – Expenditure targets and ranges 2024/25-2029/30.

Table 8. Debt repayment schedule

	2024/25	2025/26	2026/27	2027/28	2028/29	2029/30
	\$m	\$m	\$m	\$m	\$m	\$m
Expected debt repayments	450	500	950	650	450	500

Appendix B: Crown Investment Programme

Major Transport Projects



In addition to the forecast \$74 billion investment in land transport through the NLTF over the next 10 years, the Crown also intends to contribute additional funding into transport infrastructure and operations.

The following tables highlight the different projects and programmes that are currently identified for Crown funding, some of these projects are included in the Roads of National Significance and Roads of Regional Significance programmes.

Roads Of National Significance	Region
Takitimu North Link – Stage 1 *	Bay of Plenty
Ōtaki To North Of Levin *	Wellington

Roads Of Regional Significance	Region
O Mahurangi – Penlink *	Auckland
Waihoehoe Road *	Auckland
SH1 Papakura To Drury Improvements *	Auckland
SH1/29 Intersection Improvement *	Waikato
SH58 Improvements Stage 2 *	Wellington
SH2 Melling Transport Improvements *	Wellington
Canterbury Package – Rural Intersections *	Canterbury
Canterbury Package – Rolleston Upgrade *	Canterbury
Canterbury Package – Halswell *	Canterbury
Queenstown Package *	Otago

*These projects are Crown funded and should not be considered for additional funding.

The Government is also completing pre-implementation of the Canterbury Package – Brougham Street and SH22 Drury projects. Further Crown funding for these projects is subject to funding availability once the Roads of Regional Significance project costs are confirmed. These two projects may be considered for inclusion in the NLTP if they deliver on the objectives of this GPS.

Other Projects	Region
Recovery and rebuild	Nationwide
Regional resilience	Nationwide

Rail projects	Region
City Rail Link	Auckland
Wiri To Quay Park - Third Main	Auckland
Papakura To Pukekohe	Auckland
Drury Rail Stations	Auckland
Whangārei To Otiria	Northland
Ashburton Freight Hub	Canterbury
Lower north island rail improvements (includes new passenger rolling stock for the Wairarapa and Manawatu lines and related network infrastructure)	Wellington / Manawatū
Rail network investment programme – freight	Nationwide
Non-commercial rail investment	Nationwide
Rolling stock	Nationwide
Public Transport	Region
Public Transport Concessions	Nationwide
Eastern Busway	Auckland
Other	Region
Electric Vehicle Charging Infrastructure	Nationwide

Appendix C: Glossary/Definitions

Activity	Defined in the LTMA as a land transport output or capital project, or both
Activity class	Refers to a grouping of similar activities
Approved organisations	Organisations eligible to receive funding from NZTA for land transport activities. Approved organisations are defined in the LTMA 2003
Benefits realisation	A process that demonstrates whether or not (and how well) the anticipated results have been achieved
Capacity of network	The amount of movement of people and/or goods that the network can support at a given time
Demand management	Demand management refers to interventions which change the demand for transport. These interventions may seek to influence how, when and where people travel, and freight is transported. The purpose of demand management is to ensure the transport system is utilised efficiently and effectively, and to reduce the negative impacts of travel and freight movement
Emissions Trading Scheme (ETS)	The New Zealand Emissions Trading Scheme. The ETS requires businesses to surrender one 'emissions unit' (known as an NZU) to the Government for each tonne of emissions they emit. NZUs are tradeable. The ETS limits emissions by limiting the number of NZUs available to emitters (i.e., that are supplied into the scheme)
Fuel Excise Duty (FED)	Fuel Excise Duty is a tax imposed by the government to fund land transport activities. FED includes excise duty paid on liquid petroleum gas and compressed natural gas (in addition to Petrol Excise Duty), but these account for a very small proportion of overall fuel excise
Hypothecation	The direct allocation of all income from a tax or charge (e.g., Fuel/Petrol Excise Duty or Road User Charges) to a particular type of activity (e.g., the National Land Transport Fund)
Lead investment	Investment which acts as a catalyst for future development
Land Transport Management Act 2003 (LTMA)	The main Act governing the land transport planning and funding system
Land transport revenue	Revenue paid into the Fund under the LTMA 2003
Local road	Defined in the LTMA 2003 as a road (other than a state highway) in a district that is under the control of a territorial authority
Local share	The contribution that communities make (through local government) towards transport projects that have shared national and local benefits
Maintenance	Care and upkeep of infrastructure so that it can deliver a defined level of service, while leaving the fundamental structure of the existing infrastructure intact
Ministry of Transport (the Ministry, MoT)	The government's principal transport policy adviser that leads and generates policy, and helps to set the vision and strategic direction for the future of transport in New Zealand

Motor vehicle registration and licensing fees	Motor vehicles pay a registration fee when first registered to enter the fleet, and an annual licence fee to legally operate on the road network. Motor vehicle registration and licensing fees are defined as land transport revenue. The fees are intended to contribute to the maintenance of the Motor Vehicle Register where the details of motor vehicles are recorded
National Land Transport Fund (NLTF, the Fund)	The set of resources, including land transport revenue, that are available for land transport activities under the National Land Transport Programme
National Land Transport Programme (NLTP)	A programme, prepared by NZTA, that sets out the land transport activities which are likely to receive funding from the National Land Transport Fund. The NLTP is a three-yearly programme of investment in land transport infrastructure and services from the Fund
Public transport	Passenger transport infrastructure and services contracted by local and central government which may include shared on-demand services identified in Regional Public Transport Plans as integral to the public transport network.
Rail Network Investment Programme (RNIP)	A ten-year plan of projects, guided by the New Zealand Rail Plan, to achieve a reliable, resilient, and safe rail network. The programme is written by KiwiRail and approved by the Minister of Transport with guidance from NZTA
Regional Land Transport Plans (RLTPs)	Plans prepared by Regional Transport Committees, that set out each region's transport objectives and policies for a period of at least 10 years. This includes bids for funding from the NLTP
Regional Transport Committees (RTCs)	A transport committee, which must be established by every regional council or unitary authority for its region. The main function of a regional transport committee is to prepare an RLTP
Results	The outcomes that the Crown wishes to achieve from the allocation of funding from the National Land Transport Fund. They are expressed by a measure change, and are impacted by the level of investments, activities and deliverables required to realise the change
Road Controlling Authorities (RCAs)	Authorities and agencies that have control of the roads, including NZTA, territorial authorities, Auckland Transport, the Waitangi Trust, and the Department of Conservation
Road User Charges (RUC)	Charges on diesel and heavy vehicles paid to the Government and used to fund land transport activity
State highways	A road designated as such by NZTA, as defined by the LTMA 2003
Track user charges (TUC)	Charges paid by rail freight operators for access to/use of the rail tracks
Total Mobility Scheme	The Total Mobility Scheme provides subsidised licensed taxi services to people who have an impairment that prevents them from making a journey unaccompanied, on a bus, train or ferry in a safe and dignified manner
New Zealand Transport Agency (NZTA)	The government agency with statutory functions to manage the funding of the land transport system and manage the state highway system

Disclaimer: all reasonable endeavours are made to ensure the accuracy of the information in this document. However, the information is provided without warranties of any kind including accuracy, completeness, timeliness or fitness for any particular purpose.

The Ministry of Transport excludes liability for any loss, damage or expense, direct or indirect, and however caused, whether through negligence or otherwise, resulting from any person's or organisation's use of, or reliance on, the information provided in this document.

Under the terms of the New Zealand Creative Commons Attribution 4.0 (BY) licence, this document, and the information contained within it, can be copied, distributed, adapted and otherwise used provided that –

- the Ministry of Transport is attributed as the source of the material
- the material is not misrepresented or distorted through selective use of the material.

The terms of the Ministry's Copyright and disclaimer apply, available at: www.transport.govt.nz